

Safe Restart


On site Actions & Examples

APRIL 2020

Site entrances flows are separated

Checkpoint

Separation from exit flows



Temperature control
and hand sanitizer PPE
Instructions reminder




Entrance to site are secured

Entrance from Parking




Plexi protection at the entry gate

Temperature measures at the entrance



Site exit flow too



Bin dedicated to COVID-19 PPEs (mask, gloves, etc.)



Training and information on site



Group's Safe Restart Playbook

Small Groups trainings to respect distancing





 STOP 

Unbedingt beachten;
Das Betreten des Gebäudes ist
ohne Schutzmaske verboten.

Bevor Sie das Gebäude betreten bitte an der Hauptpforte
/Empfang die persönliche Schutzausrüstung (Maske) in
Empfang nehmen.


Bitte beachten Sie grundsätzlich die ausgehangenen
Sicherheitshinweise und Sperrzonen.

Danke für Ihr Verständnis und ihre Mithilfe!

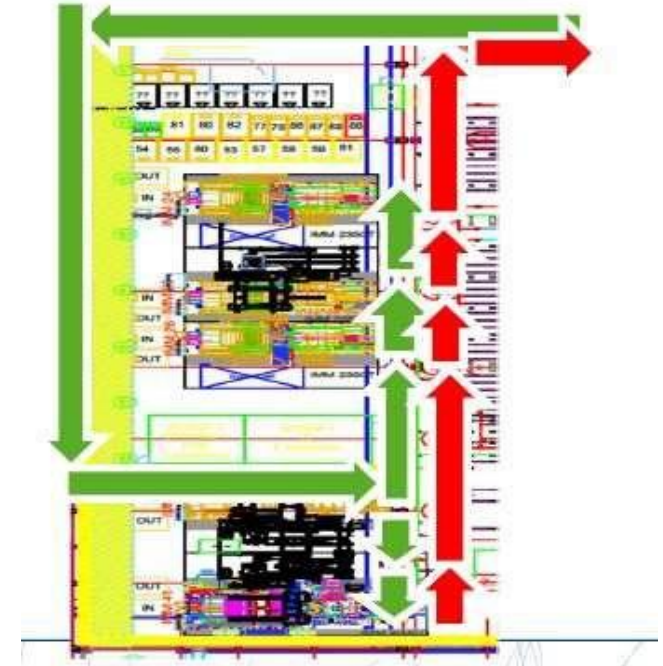
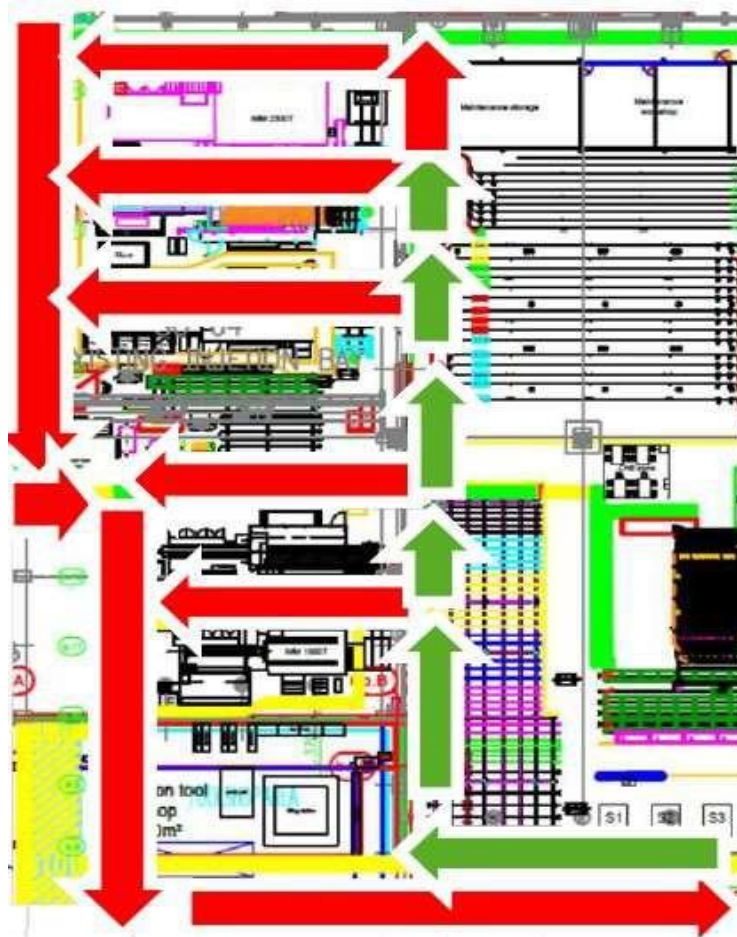
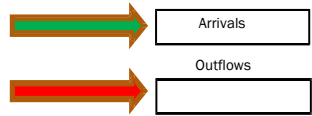
 STOP 




Training & information on site



Shopfloor flows reorganized to avoid contamination



Shopfloor flows reorganized to implement distancing



Shopfloor flows reorganized to implement distancing



Sanitary rules reinforced



Shop floor regular disinfection

		UPOZORNENIE NA PROBLÉM		Platné do:	1.6.2020
ZÁKAZNÍK	ZÁVOD ZÁKAZNÍKA	ZÁVOD POAE	PRODUKT	PROCES	
PSA	PSA TT	PO Hlohovec	P21 Predný/Zadný nárazník, P21 predná mriežka	Montáž nárazníka, hotstamping mriežky, pre	
POPIS PROBLÉMU				Zistenie problému KEDY/ KDE/ KTO/ A	
				Kedy: 14.4.2020	
				Kde: PO Hlohovec	
				Kto: Manažér montáže	
				Ako: Výnimočná situácia ()	
				Kofko: Každý kus (1C	

Riziko prenosu ochorenia COVID-19. Potrebná dezinfekcia nástrojov a plôch.

		SWI				Arbeitsplatz Desinfektion				
QDM	MODEL	PART NUMBER	PART NAME	Station	Station Code	RechnoWks	Revisio	Revisio	Revisio	Revisio
					HL04.0004					VB
#	STEP	ACTIVITY DESCRIPTION							Referencia	
11	Desinfektion der Arbeitsplätze	<p>1. Freigabe der Arbeitsplätze für den Mitarbeiter aufbauen. 2. Freigabe der Arbeitsplätze für den Mitarbeiter aufbauen. 3. Freigabe der Arbeitsplätze für den Mitarbeiter aufbauen. 4. Freigabe der Arbeitsplätze für den Mitarbeiter aufbauen. 5. Freigabe der Arbeitsplätze für den Mitarbeiter aufbauen.</p>								
FFS	FFS	FFS	FFS	FFS	FFS	FFS	FFS	FFS	FFS	FFS
Created by	Created by	Created by	Created by	Created by	Created by	Created by	Created by	Created by	Created by	Created by

Shop floor regular desinfection



PZV/JLR		Dezinfekcia VZV a Vláčika				#ODKAZI	
#ODKAZI	#ODKAZI	#ODKAZI	#ODKAZI	#ODKAZI	#ODKAZI	#ODKAZI	#ODKAZI
Číslo linky	Podpis	Podpis	50 Kontrola bodov		Referencie		
Dezinfekcia VZV a vláčika		Odoberajúci operátor dezinfikuje chvilu, mačič, volant, paluby riadenia a na vláčiku volan a batožiny a technickú naplaveninu usporiadanú.					
MSPP: 2024	Podpis operátora	Podpis VZV: 0	Podpis VZV: NA				
Kčl. Banská Bystrica							



Waste collection flows revisited and secured



Distancing rules : Reduction of physical interaction between employees

Each employee and visitor receive their masks at the entrance gate

Plexi Barrier



Hand-free Door handles



Doors kept opened when possible




Locker rooms revisited to implement distancing



Distancing rules in meeting rooms



Distancing rules in break areas too



Elevators for going up only



Stairs for going down



